

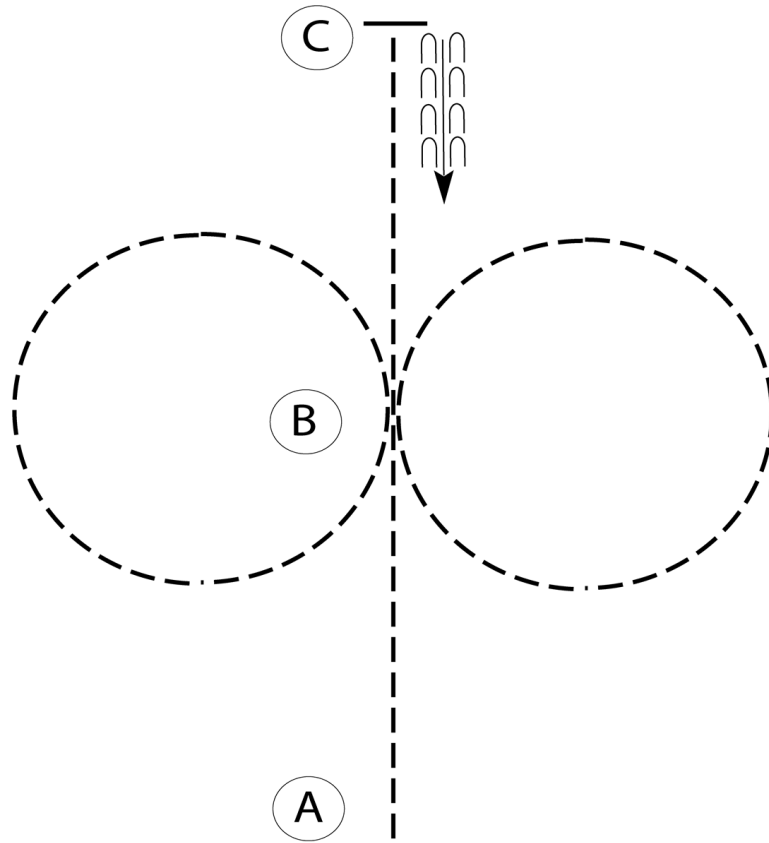
WVSC Spring Show And Tell Open Show

#9 2 Gait Equitation

Show Date: 02-18-2018

W W W . H O R S E S H O W P A T T E R N S . C O M

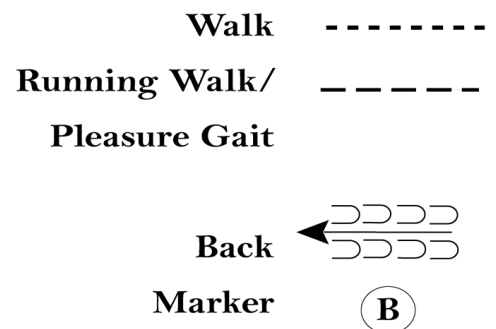
W W W . H O R S E S H O W P A T T E R N S . C O M



Be ready at A.

1. Running walk or pleasure gait from A to B.
2. At B, perform a figure eight, beginning to the right.
3. Continue the running walk or pleasure gait from B to C.
4. At C, stop and back 4 steps.

Follow the instructions of your ring steward.



[NT/H-E-1]

Pattern Provided by:

Jennifer Moshier, Judge

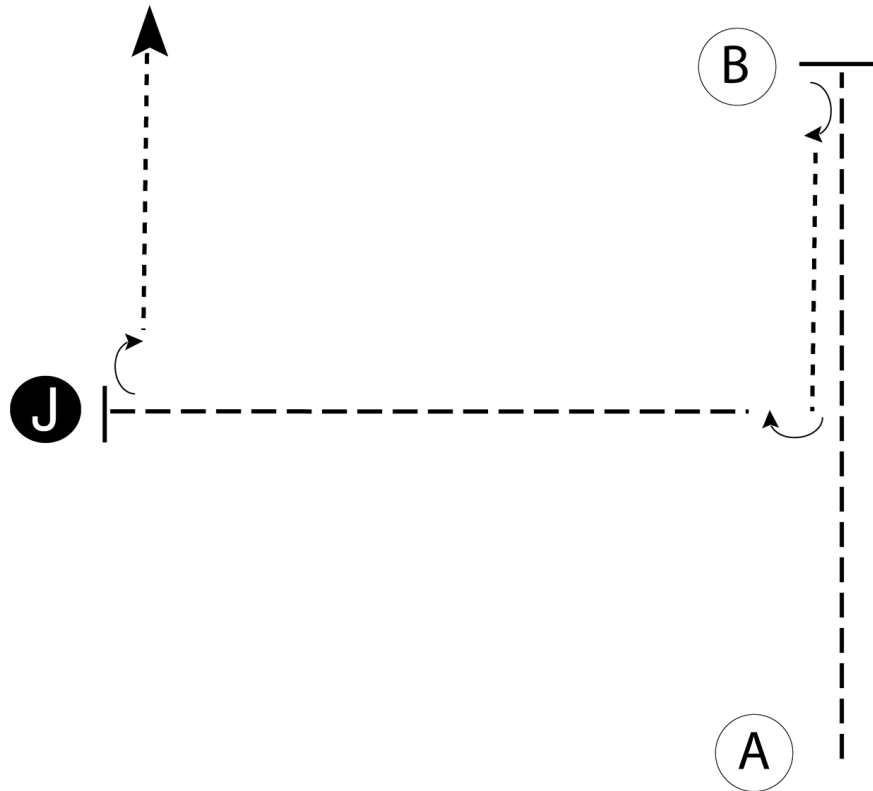
WVSC Spring Show And Tell Open Show

#4 Gaited Showmanship

Show Date: 02-18-2018

www.HorseShowPatterns.com

www.HorseShowPatterns.com



Be ready at A.

1. Running walk or pleasure gait to B.
2. Stop at B.
3. Perform a 180 degree turn.
4. Flat or show walk until even with judge. Perform a 90 degree turn.
5. Running walk or pleasure gait to judge.
6. Stop and set up for inspection.
7. When dismissed, perform a 90 degree turn.
8. Flat or show walk straight away from judge.

Walk	-----
Running Walk/ Pleasure Gait	- - - - -
Back	←
Marker	Ⓚ
Judge	Ⓝ

[NT/S-3]

Pattern Provided by:

Jennifer Moshier, Judge

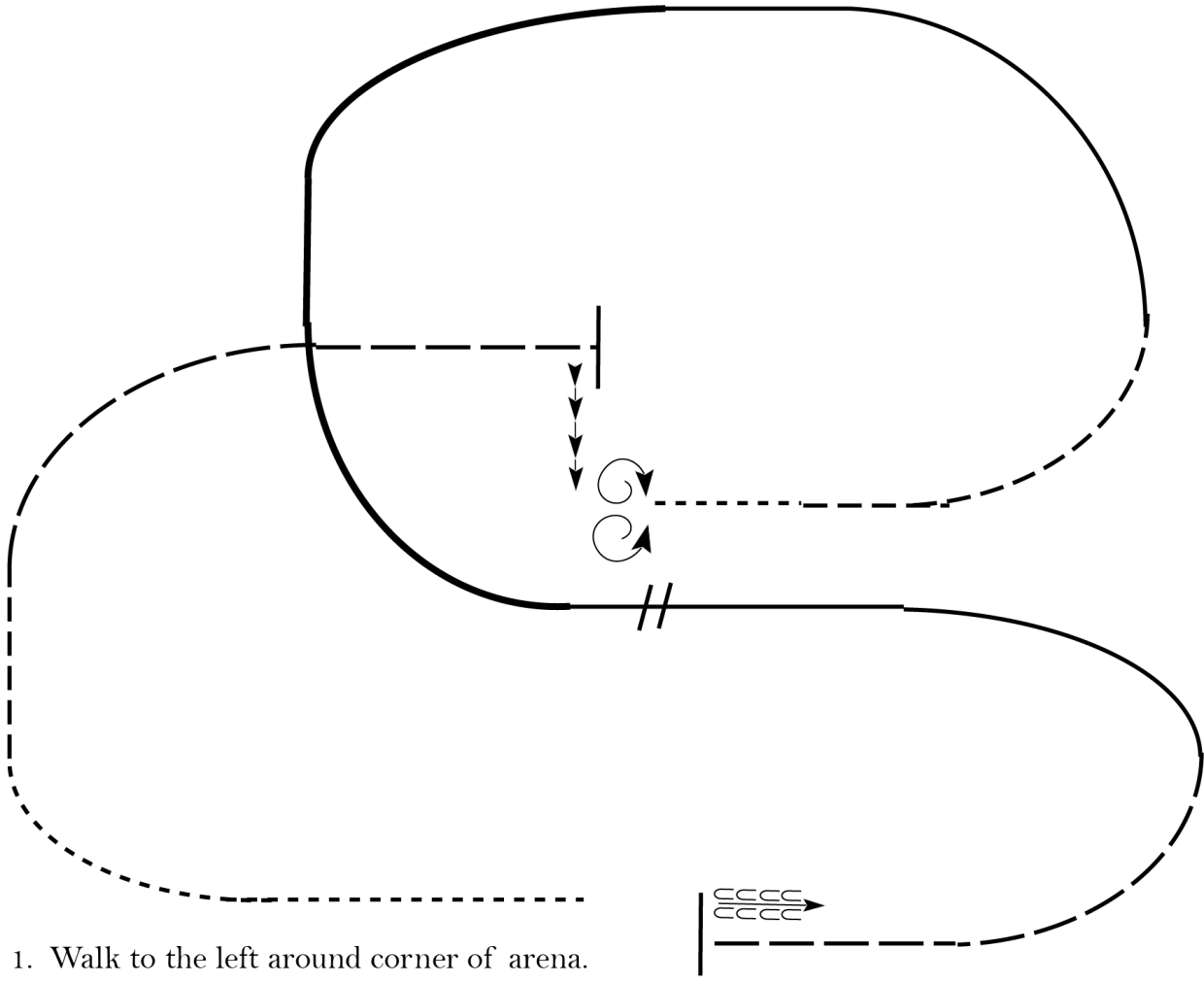
WVSC Spring Show And Tell Open Show

#32 Ranch Riding

Show Date: 02-18-2018

www.HorseShowPatterns.com

www.HorseShowPatterns.com



1. Walk to the left around corner of arena.
2. Trot
3. Extend alongside of the arena and around the corner to center.
4. Stop, side pass right
5. 360 degree turn each direction (either way 1st)
6. Walk.
7. Trot.
8. Lope left lead
9. Extend the lope
10. Change leads (simple or flying)
11. Collect to the lope
12. Extend trot
13. Stop and back

Walk	-----
Jog	- - - - -
Extended Jog	— — — — —
Lope	
Lead Change	/ \
Back	← C C C C C
Marker	(B)

[RR/3]

Pattern Provided by:
Jennifer Moshier, Judge

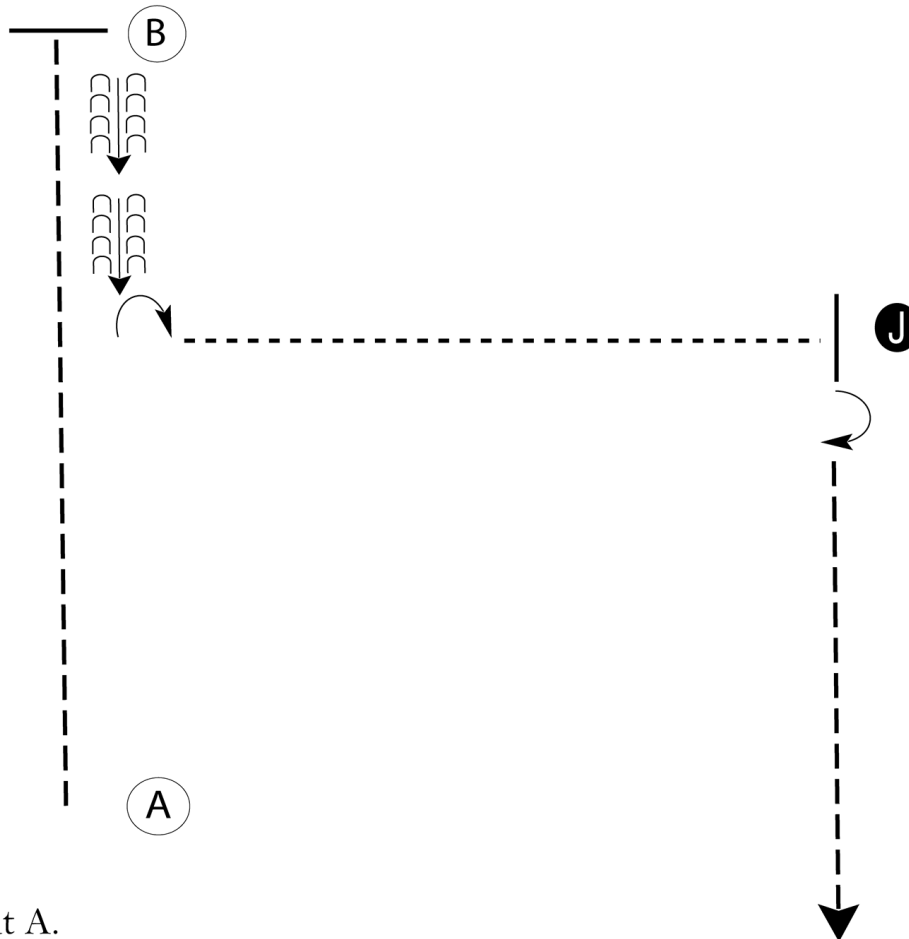
WVSC Spring Show And Tell Open Show

#7 Ranch Showmanship

Show Date: 02-18-2018

www.HorseShowPatterns.com

www.HorseShowPatterns.com



Be ready at A.

1. Trot to B and stop.
2. Back until even with judge.
3. Perform a 90 degree turn. Walk to judge.
4. Stop, set up, inspection.
5. When dismissed, perform a 90 degree turn.
6. Trot to the line up or follow the directions of the ring steward.

- Walk - - - - -
- Trot - - - - -
- Back ←
- Marker (B)
- Judge (J)

[S/1-29]

Pattern Provided by:

Jennifer Moshier, Judge

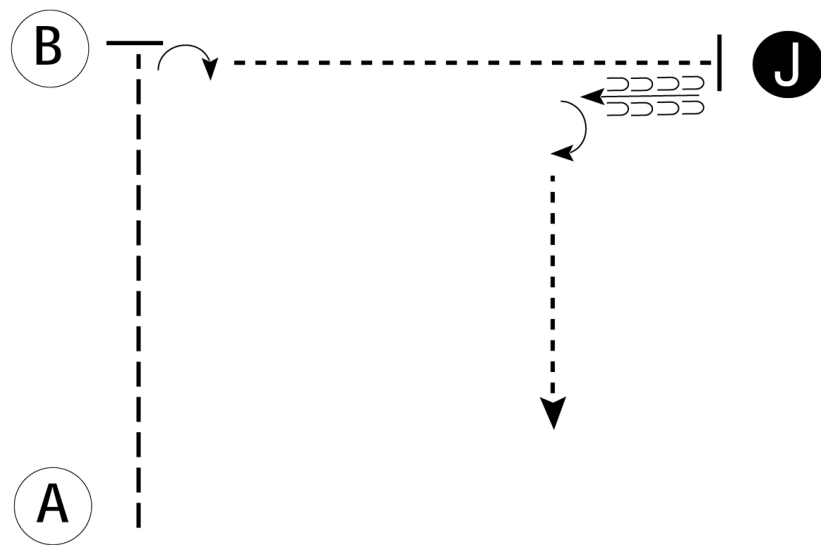
WVSC Spring Show And Tell Open Show

#1/2/3 Showmanship (W/T Jr/Sr Classes and Novice)

Show Date: 02-18-2018

w w w . H o r s e S h o w P a t t e r n s . c o m


w w w . H o r s e S h o w P a t t e r n s . c o m



Be ready at A.

1. Trot from A to B.
2. Stop at B and perform a 90 degree turn.
3. Walk to judge.
4. Stop and set up for inspection.
5. When dismissed, back approximately one horse length.
6. Perform a 90 degree turn and walk away.

Follow the directions of your ring steward.

Walk	-----
Trot	- - - - -
Back	← 
Marker	⊙ B
Judge	● J

[S/WT-56]

Pattern Provided by:
Jennifer Moshier, Judge

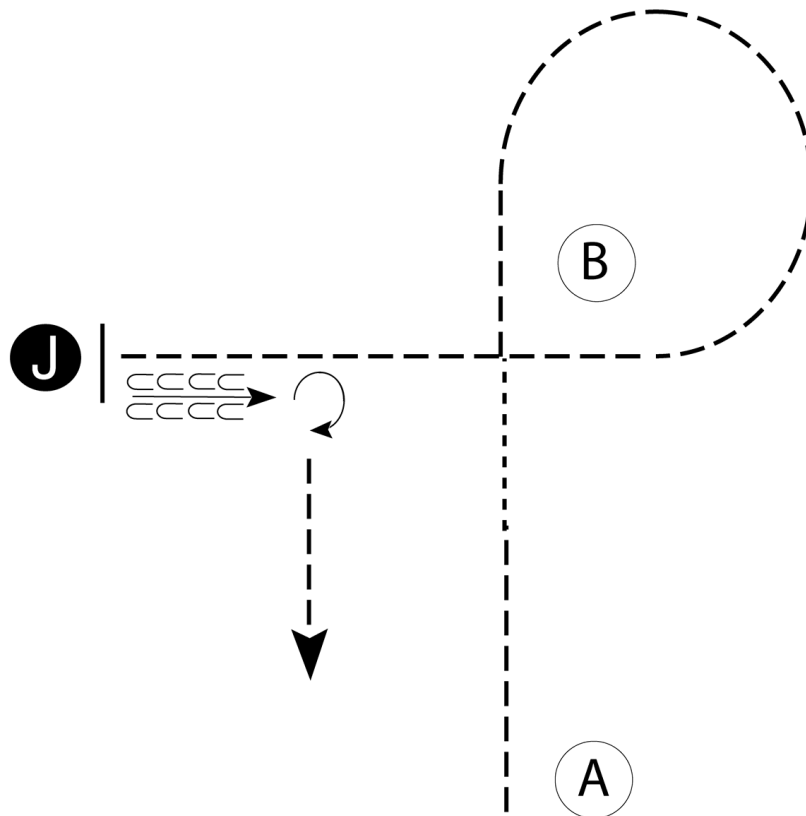
WVSC Spring Show And Tell Open Show

#5/6 Showmanship (Jr/Sr Classes)

Show Date: 02-18-2018

W W W . H O R S E S H O W P A T T E R N S . C O M

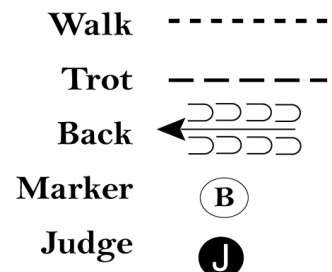
W W W . H O R S E S H O W P A T T E R N S . C O M



Be ready at A.

1. Trot halfway to B.
2. Walk two horse lengths.
3. Trot to and around B as shown.
4. Trot to the judge. Stop and set up for inspection.
5. When dismissed, back approximately 2 horse lengths.
6. Perform a 270 degree turn and trot straight away.

Follow the instructions of your ring steward.



[S/1-78]

Pattern Provided by:

Jennifer Moshier, Judge

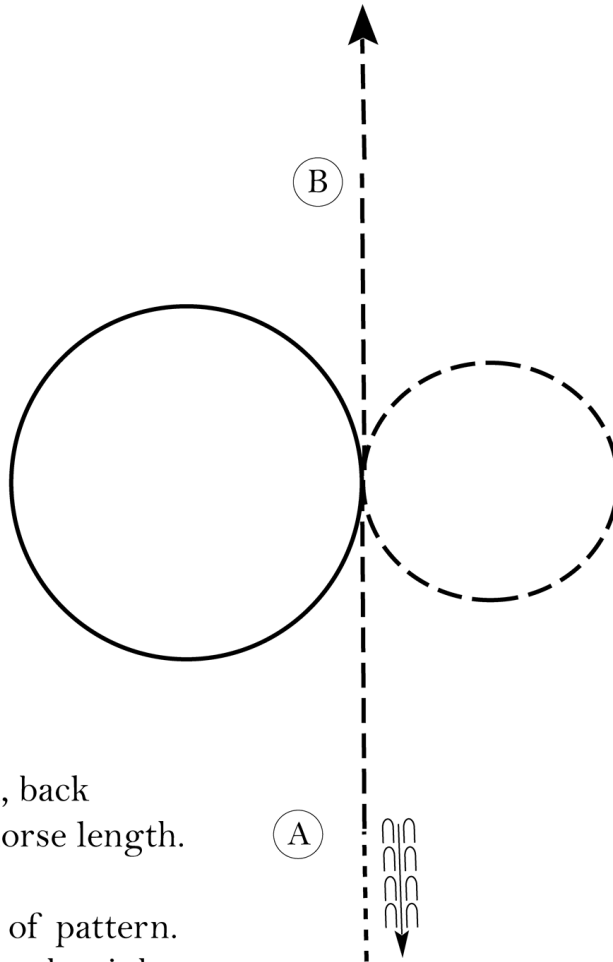
WVSC Spring Show And Tell Open Show

#17/19 English Equitation (Jr/Sr Classes)

Show Date: 02-18-2018

w w w . H o r s e S h o w P a t t e r n s . c o m

w w w . H o r s e S h o w P a t t e r n s . c o m



Be ready at A.

1. When acknowledged, back approximately one horse length.
2. Walk to A.
3. Sitting trot to center of pattern.
4. Posting trot a circle to the right.
5. Canter a larger circle to the left.
6. Posting trot on the right diagonal straight away from B.

Pattern is over once you have trotted past B more than 2 horse lengths.

Follow the instructions of your ring steward.

Walk	-----
Trot	- - - - -
Extended Trot	— — — — —
Canter	—————
Leg Yield	
Lead Change	— / —
Back	← ← ← ← ←
Marker	⊙
Sidepass	← — — — — →
Hand Gallop	— — — — —

[HSE/1-55]

Pattern Provided by:

Jennifer Moshier, Judge

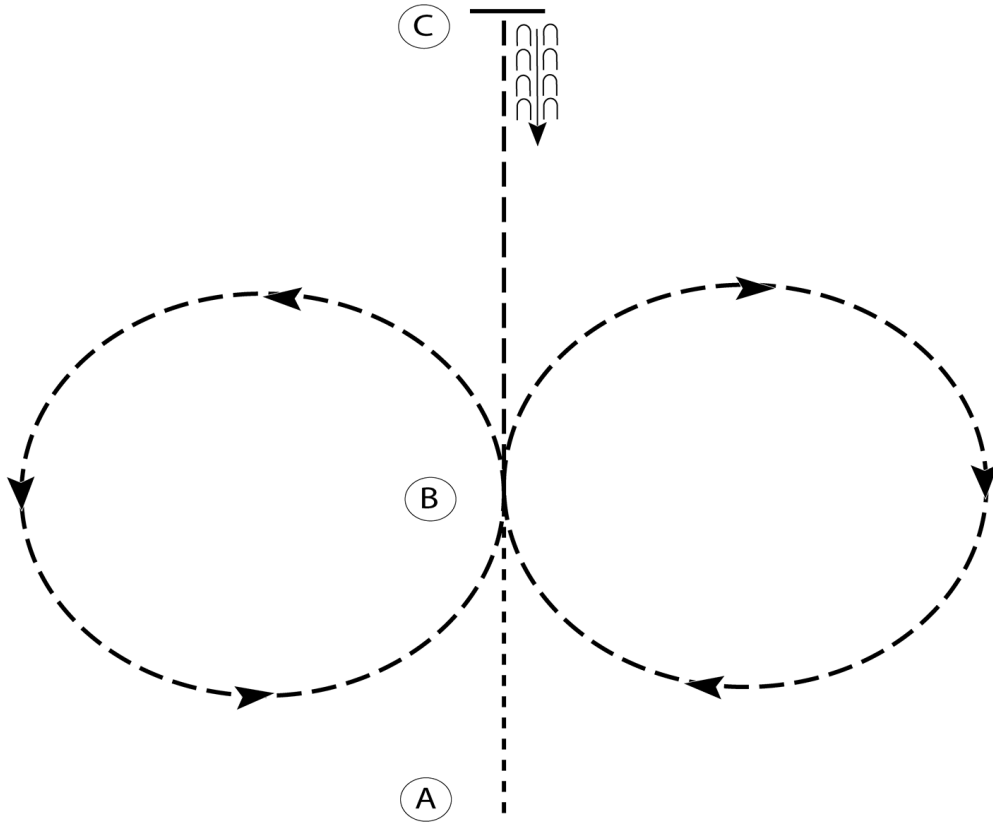
WVSC Spring Show And Tell Open Show

#11/13/15 English Equitation W/T (W/T Jr/Sr Classes and Novice)

Show Date: 02-18-2018

w w w . H o r s e S h o w P a t t e r n s . c o m

w w w . H o r s e S h o w P a t t e r n s . c o m



1. Walk A to B.
2. At B posting trot a circle to the right on the proper diagonal.
3. At B posting trot a circle to the left on the proper diagonal.
4. At B sitting trot to C.
5. At C stop and back approximately one horse length.

Walk	-----
Trot	- - - - -
Extended Trot	— — — — —
Canter	—————
Leg Yield	
Lead Change	↙ ↘
Back	← ← ← ← ←
Marker	(B)
Sidepass	← — — — — →
Hand Gallop	— — — — —

[HSE/WT-5]

Pattern Provided by:

Jennifer Moshier, Judge

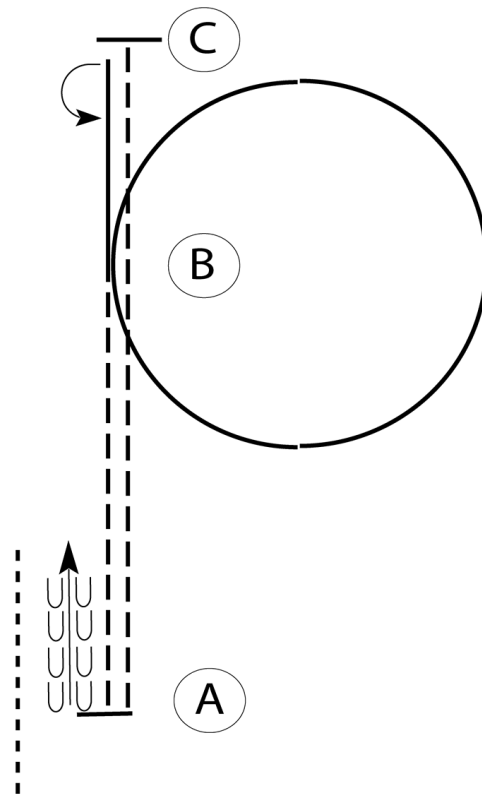
WVSC Spring Show And Tell Open Show

#31 Ranch Horsemanship

Show Date: 02-18-2018

www.HorseShowPatterns.com

www.HorseShowPatterns.com



Be ready at A.

1. Jog from A to C.
2. Stop at C and perform a 180 degree turn to the left.
3. Lope on the left lead to B.
4. Lope a circle to the left.
5. Jog from B to A.
6. Stop at A and back approximately one horse length.
7. Walk to A and exit at a walk.

Follow the instructions of your ring steward.

Walk	-----
Jog	- - - - -
Extended Jog	— — — —
Lope	—————
Leg Yield	
Lead Change	— / —
Back	← — — — —
Marker	⊙
Sidepass	← — — — — →

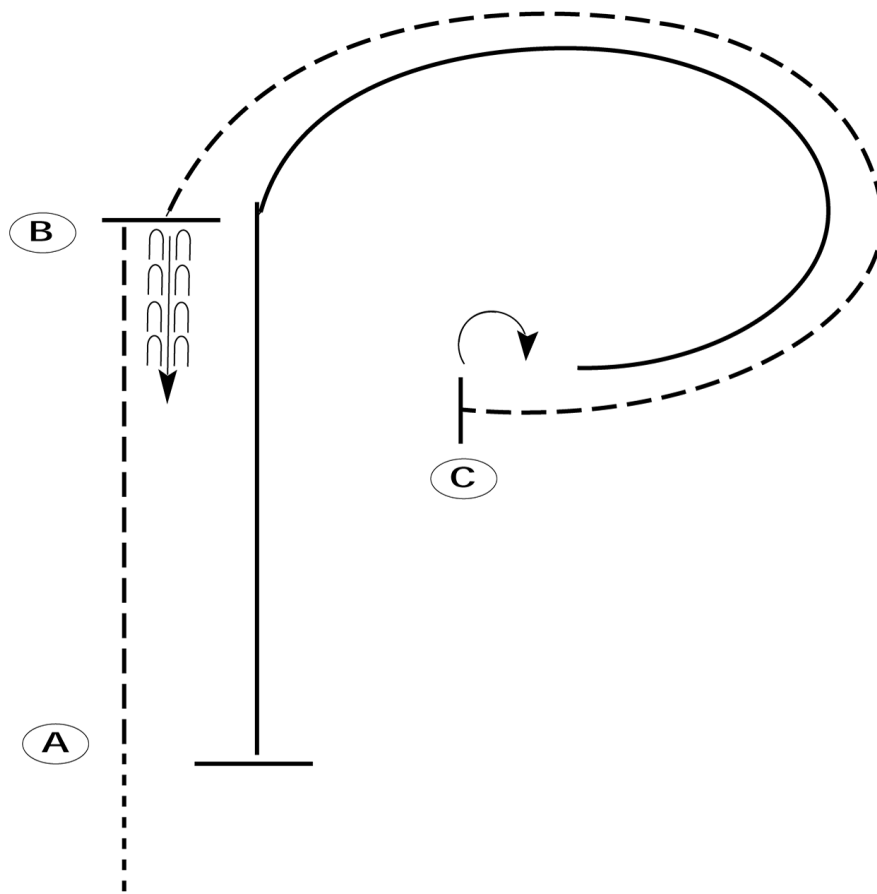
[WH/1-72]

Pattern Provided by:
Jennifer Moshier, Judge

WVSC Spring Show And Tell Open Show

#27/29 Western Horsemanship (Jr/Sr Classes)

Show Date: 02-18-2018



Be ready before A.

1. Walk to A.
2. Jog to B.
3. Stop at B and back approximately one horse length.
4. Jog to C.
5. Stop at C and turn 180 degrees to the right.
6. Lope on the left lead past B and to A.
7. Stop at A.

Follow the instructions of your ring steward.

Walk	-----
Jog	-----
Extended Jog	-----
Lope	—————
Leg Yield	
Lead Change	—/—
Back	← 3 3 3 3 3
Marker	(B)
Sidepass	←-----→

[WH/1-49]

Pattern Provided by:

Jennifer Moshier, Judge

www.HorseShowPatterns.com

www.HorseShowPatterns.com

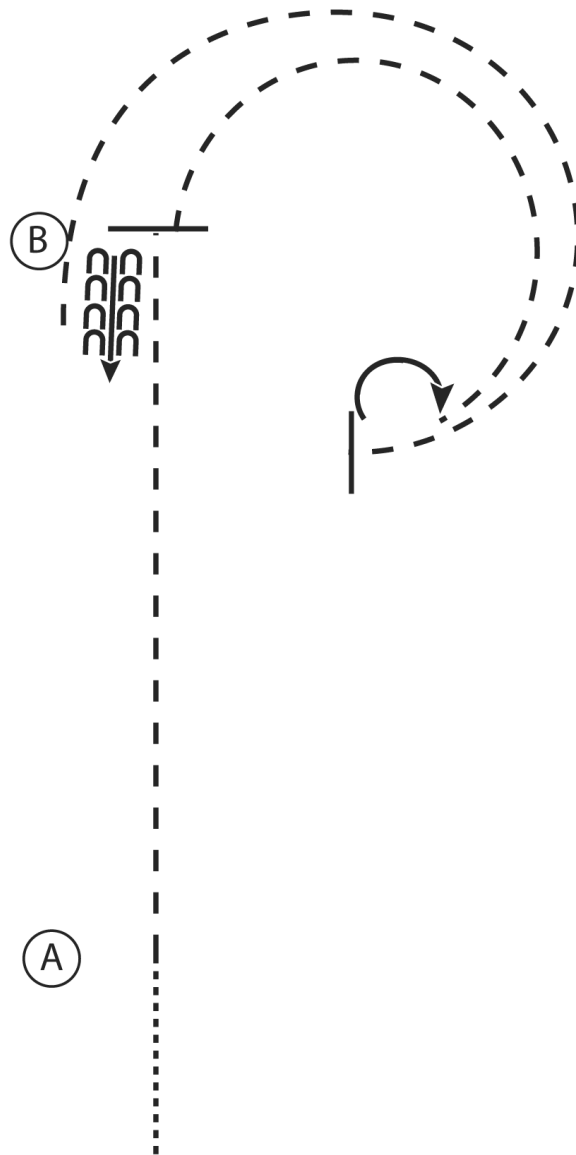
WVSC Spring Show And Tell Open Show

#21/23/25 Western Horsemanship (W/J Jr/Sr Classes and Novice)

Show Date: 02-18-2018

W W W . H O R S E S H O W P A T T E R N S . C O M

W W W . H O R S E S H O W P A T T E R N S . C O M



1. Walk to A
2. Jog A to B
3. At B stop and back
4. Jog 3/4 circle to the right
5. Stop and perform a 180 degree turn to the right on the hindquarter
6. Jog a circle back to B
7. Stop at B

Walk
Jog	-----
Extended Jog	-----
Lope	—————
Leg Yield	
Lead Change	↙ ↘
Back	←←← →→→
Marker	ⓑ
Sidepass	←-----→

[WH/WT-12]

Pattern Provided by:

Jennifer Moshier, Judge